Public Document Pack

Tameside Metropolitan Borough

ASHTON-UNDER-LYNE · AUDENSHAW · DENTON · DROYLSDEN · DUKINFIELD · HYDE · LONGDENDALE · MOSSLEY · STALYBRIDGE

WEST STRATEGIC NEIGHBOURHOOD FORUM

Day: Thursday
Date: 16 January 2020
Time: 6.30 pm
Place: Ryecroft Hall, Audenshaw

Item No.	AGENDA	Page No
1.	**APOLOGIES FOR ABSENCE**	
	To receive any apologies for absence.	
2.	**MINUTES**	1 - 2
	To receive the Minutes of the meeting of the West Strategic Neighbourhood Forum on 17 October 2019.	
3.	**ITEMS FOR CONSULTATION**	
a)	**OUR CURRENT POSITION AND PLANNED DEVELOPMENT FOR 2020**	3 - 18
	To receive a presentation of the Director for Children's Services.	
b)	**TACKLING POVERTY IN TAMESIDE**	19 - 34
	To receive a presentation of the Director of Population Health.	

From: Democratic Services Unit – any further information may be obtained from the reporting officer or from , to whom any apologies for absence should be notified.

This page is intentionally left blank

WEST STRATEGIC NEIGHBOURHOOD FORUM

17 October 2019

Commenced: 6.30pm **Terminated:** 8.20pm

Present: Councillors Ward (Chair), L Boyle, Cooney, Gwynne, A Holland (Vice-Chair), Martin, Mills, Naylor, Newton, M Smith and T Smith

Apologies for Absence: Councillors B Holland, D Lane, Quinn, Reid, Ricci, Ryan and Warrington

5 MINUTES

RESOLVED
The the minutes of the meeting of the West Strategic Neighbourhood Forum held on 27 June 2019 be approved as a correct record.

6 FLU

The Director of Population Health submitted a presentation providing information with regard to the Flu virus and how to protect against it.

Members were informed that Flu was highly infectious with symptoms that escalated very quickly, including, fever, chills, headache, aches and pains in the joints and muscles and extreme tiredness. Healthy people usually recovered within two to seven days, but for some the disease could lead to hospitalisation, permanent disability or even death.

The best way to protect against it was by having the vaccination before the flu season started. Eligibility for a free flu vaccination for adults and children and how this could be obtained, was detailed.

Discussion ensued with regard to the information presented, particularly in respect of take up and availability of the vaccine.

RESOLVED
That the content of the presentation be noted.

7 DOMESTIC ABUSE

The Director of Population Health submitted a presentation in respect of Domestic Abuse and the scale of the problem in Tameside.

Members were advised of the increase in medium/high risk cases of domestic abuse; the high number of referrals to Children's Social Care relating to domestic abuse, the increase in referrals and repeat referrals to support services in Tameside; and a reduction in domestic abuse reporting from BME; LGBT and disabled groups.

The costs of domestic abuse were also highlighted, with a Home Office estimation of £250 million per annum in Tameside.

Examples of current domestic abuse storylines in popular TV soap operas were given and two case studies from Bridges Outreach Service were also detailed and discussed.

It was explained that a new strategy and approach was currently being formulated, taking a longer-term view to do more to prevent domestic abuse. Recent work had highlighted 4 key priorities:

- Preventing Domestic Abuse;
- Continuing to support victims/survivors;
- Holding perpetrators to account; and
- Support a co-ordinated community response.

Members discussed the many forms of domestic abuse and raised concerns with regard to the lack of support for victims and children who had witnessed abuse, due to budget cuts affecting schools and vital services and the reluctance of some people to come forward for fear of reprisals.

The pressure placed on victims by the current system was acknowledged and reference made to a new scheme developed in Edinburgh, which had seen a change to the approach and standardised Police and Social Services responses. This scheme had also been adopted by London Boroughs.

RESOLVED
That the content of the presentation be noted.

8 REGULATION OF PRIVATE RENTED SECTOR HOUSING

A presentation was submitted by the Director of Operations and Neighbourhoods in respect of improving standards in the private rented housing sector.

It was explained that more vulnerable groups such as families with dependent children and older people were now finding homes in the private rented sector for longer and poor quality private rented sector housing had substantial impact on corporate priorities for Tameside and Glossop Strategic Commissioning Group.

The link between poor quality private rented housing and health and social care and homelessness and poverty was detailed and discussed.

The growth and major benefits of selective licensing were explored and a project timeline was given for the consultation and governance process.

A member of the public present at the meeting, raised concerns in respect of the decline of a local housing estate and the growing number of private landlords and anti-social tenants on the estate. He sought clarification with regard to the consultation process and was assured that all prescribed legal groups would be consulted.

RESOVLED
That the content of the presentation be noted.

CHAIR

Strategic Neighbourhood Forums
January 2020

Childrens Services our current position and planned developments for 2020

Tameside Metropolitan Borough

NHS Tameside and Glossop Clinical Commissioning Group

May 2019 - Inspection of Local Authority Children's Services (ILACS)

- An unannounced three week program of inspection.
- Week one off site – including - performance data, auditing, telephone interviews, review of self-assessment, developing initial lines of enquiry.
- Week two and three on site– 4 HMI, 1 QA, plus 2 Education HMI for two days and 1 Regulatory Inspector for one day.
- Majority of time spent in services/teams reviewing frontline work across out of hours, MASH, duty, safeguarding, early help, looked after, fostering, adoption, leaving care, virtual school.
- Case tracking, file auditing, 1:1 with frontline workers and first line managers, data interrogation, meeting with young people and foster carers etc.
- Formal report and four judgements given.

Judgements

Judgement	Grade
The impact of leaders on social work practice with children and families	Requires improvement to be good
The experiences and progress of children who need help and protection	Requires improvement to be good
The experiences and progress of children in care and care leavers	Requires improvement to be good
Overall effectiveness	Requires improvement to be good

High level summary

- Initial progress had been slow.
- More recently senior leadership have supported a much strengthened 'whole-council' commitment to improving the quality and impact of services for children.
- Also more widely within the local multi-agency safeguarding arrangements and political leadership.
- The result a notable increase in the pace and effectiveness of service development.
- Leaders have an improved understanding of how well services are working for children and of their key priorities.

Some important improvements had been made

- The scale and effectiveness of early help services have been strengthened through a new locality- based model that is now serving most children well.

- A new multi-agency safeguarding hub (MASH) is ensuring that referrals about children for whom there are safeguarding concerns are almost always dealt with quickly and appropriately.

- An ‘edge of care’ team works intensively with families to ensure that children only come into care when they need to.

- However, much progress, particularly in services for children in care, is very new and so impact is inevitably limited.

- The local authority is not providing the consistently good services for children that it aspires to.

What needed to improve

- Timeliness of achieving permanence for children in care.
- The challenge provided by senior leaders, team managers, IROs and conference chairs about the pace and quality of social work and placements for children in care.

Response - Focused actions to review all Looked After Plans – Placement Sufficiency and revised commissioning and brokerage arrangements. Strengthened IRO service and performance management.

- How consistently children's wishes and feelings are used to inform assessments and plans.

Response – focused training and development activity and enhanced engagement with voice of the child

- Children's experience of being able to develop a relationship with a consistent social worker who visits them regularly and makes sure their plans are progressed.

Response – targeted recruitment and retention activity has reduced agency staffing from 35/40% to 10/15% and improved stability.

Areas of focus over the past 12 months

- A focus on a locality and partnership approach
- Move from the piloting of Team Around the School to full roll out – now circa 60 school engaged
- Further embed the Early Help panels in each locality
- Launched and further development of the Early Help Access Point – now fully operational and clear impact can be evidenced
- Launched and further development of the MASH – now fully operational and again clear impact can be evidenced
- Effectively and appropriately managing demand - 12 month rolling data evidences positive progress (exception = Looked After numbers)

Areas of focus over the past 12 months - continued

- Embedding our model of practice Signs of Safety
- Work /Case Load – now reduced and stable
- Stabilise staffing, improve recruitment and retention – reliance on agency now reduced
- Developed/improved routes into Social Work
- Management training and development.
- In depth reviews of additional areas including Child in Need, Pre Proceedings, Fostering and Placement Sufficiency.

Areas of focus for 2020

System now more stable, but 2020 will see a continued focus on areas already targeted in 2019 and additionally a specific focus on areas including -

- Work Force Development
- Consistency in quality
- Complex Safeguarding
- Children in Need
- Children at the “cusp of care”
- Looked After Children - including Fostering, placement sufficiency, permanency

A locality Approach

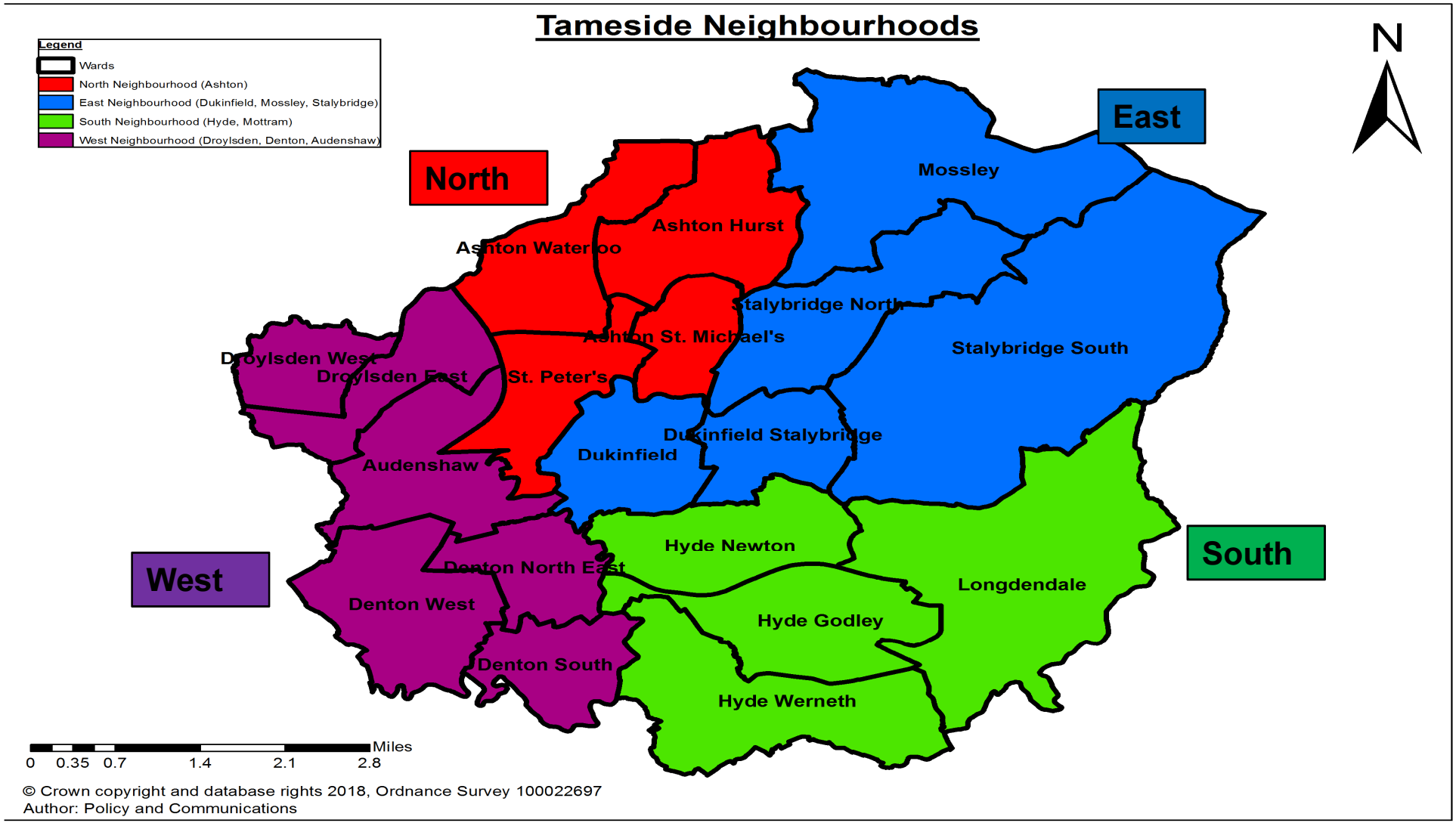

Looked After Children Challenges (1)

- **To reduce the need for Local Authority Care, enhance prevention and improve progress through Care.**
- Drivers of current Looked After numbers include:
  - Impact of austerity. National and regional rises (particularly in older cohorts)
  - The impact of an Inadequate judgement - increasing referrals and lowering thresholds
  - Our previous notably low levels of LAC, Child Protection and Early Help activity
  - Entrenched and previously unaddressed issues leading to family breakdown- particularly neglect and domestic abuse.
  - Poor historical response from agencies, leading to significant “legacy” issues
  - A necessary period of focusing on getting basic statutory requirements in place
  - Capacity, stability and quality of workforce
  - A need for more practical support for families and children throughout the continuum of need- to prevent escalation.
  - No respite provision as an alternative to taking children into care
  - A lack of suitable provision locally to meet increased needs- to much out of Borough activity
  - Permanency planning which requires improvement

Looked After Children Challenges (2)

- Stabilise current / move to permanence (incl. re-profile)
  - We have too many children in expensive placements, and too may out of the borough. This is a combination of the age profile, complexity and level of need of our LAC cohort and a lack of suitable placements locally
  - Not enough provision for those on the cusp of family or placement breakdown- respite
  - Need for more and better local fostering placements (including specialist fostering and a creating a fostering friendly Borough)
  - A need for better mental health support to deal with the impact of trauma
  - A need for children to be able to stay in the Borough to be assessed and supported to go home wherever possible- assessment unit
  - Not enough support for families and children in their homes and neighbourhoods
- Step down (safely)
  - Too many children remain in care to long and only leave care at 18
  - A need to properly resource the effort to get children out of care earlier where safe and needs can be met
  - A need for a range of step down options- Special Guardianship Orders, fostering step up/ step down

What is required

A multi faceted and coordinated approach is required, in order to safely and appropriately reduce the need for Local Authority Care. To stabilise the current cohort, progress children's through to permanency more effectively, step children down where appropriate and provide for a range of placements to best meet children's assessed needs. The 7 projects support these objectives as shown below.

7 sustainability projects

1 – EARLY HELP & PREVENTION AT A NEIGHBOURHOOD LEVEL

- Create multi-disciplinary neighbourhood teams providing wrap around support for children and families

2 – FAMILY INTERVENTION SERVICE

- Establish a Family Support Service to provide practical support and diversionary work to prevent admissions – de-escalating risk, across the continuum of need Early Help – Child in Need – Child Protection – Looked After Children, plus psychological support.

3 – TEAM AROUND THE SCHOOL PLUS

- Speed up and enhance the role out the current Team Around the School model to all schools, colleges and nurseries

4 – DUTY / LOCALITY RESTRUCTURE

- Stage 1. Restructure the duty and locality teams to remove a step in the process Stage 2. Move to true locality working with teams based in each of the four neighbourhoods holding a neighbourhood based cohort / caseload

Tameside Metropolitan Borough

NHS Tameside and Glossop Clinical Commissioning Group

5 – POSITIVE FUTURES (RESPITE / ASSESSMENT)

- Deliver a respite / short break facility, an assessment unit and emergency/short break fostering, supported by an outreach team/key workers. Objective to prevent placement breakdown, and to allow children to remain at home and avoid admission into care. Works alongside Edge of Care and Family Support Service – target 11years plus.

6 – FOSTERING SERVICE IMPROVEMENT

- Increase the number of foster carers through a new model tailored to current need, cohort demographics and an improved payment and support model. Increase number of children with more complex needs fostered in Tameside

7 – PLACEMENTS REVIEW & SUFFICIENCY

- Review all placements to ensure children are in the right placement, at the best possible cost for the appropriate period of time – whilst at all times maintaining safeguarding duty. Develop placement sufficiency, commissioning, procurement, QA and contract management

Timeline

	Nov 19	Dec 19	Jan 20	Feb 20	Mar 20	Apr 20	May 20	Jun 20	Jul 20	Aug 20	Sept 20	Oct 20	Nov 20	Dec 20	Jan 21	Feb 21	Mar 21	Apr 21	May 21	Jun 21
1: Early Help			D	P	P	P	P	P	P	P	P	I	I	I	I	I	I	S	S	S
2: Family Support Service	D		P	P	I	I	I	I	I	I	I	I	S	S	S	S	S	S	S	S
3: Team Around School	D	P	I	I	I	S	S	S	S	S	S	S	S	S	S	S	S	S	S	S
4: Duty/Locality	D	P	P	P	P	I	I	I	I	S	S	S	S	S	S	S	S	S	S	S
5: Positive Futures	D					P	P	I	I	I	I	I	I	S	S	S	S	S	S	S
6: Fostering	D			P	P	P	I	I	I	I	I	I	S	S	S	S	S	S	S	S
7: Placements	D	I	I	I	I	S	S	S												

D = Decision. P = Planning. I = Implementation. S = Cost Avoidance/Savings.

Tameside Metropolitan Borough

NHS Tameside and Glossop Clinical Commissioning Group

POVERTY

Poverty In Tameside

- The Council and partners are rethinking our approach to tackling poverty and the causes of poverty.
- To do this, we are engaging with residents and partners to understand:
  - the nature of poverty experienced in Tameside and how it impacts on people's lives
  - how best we support our residents experiencing poverty to move out of poverty

What the data tells us about the scale of poverty and who it affects

Poverty in England

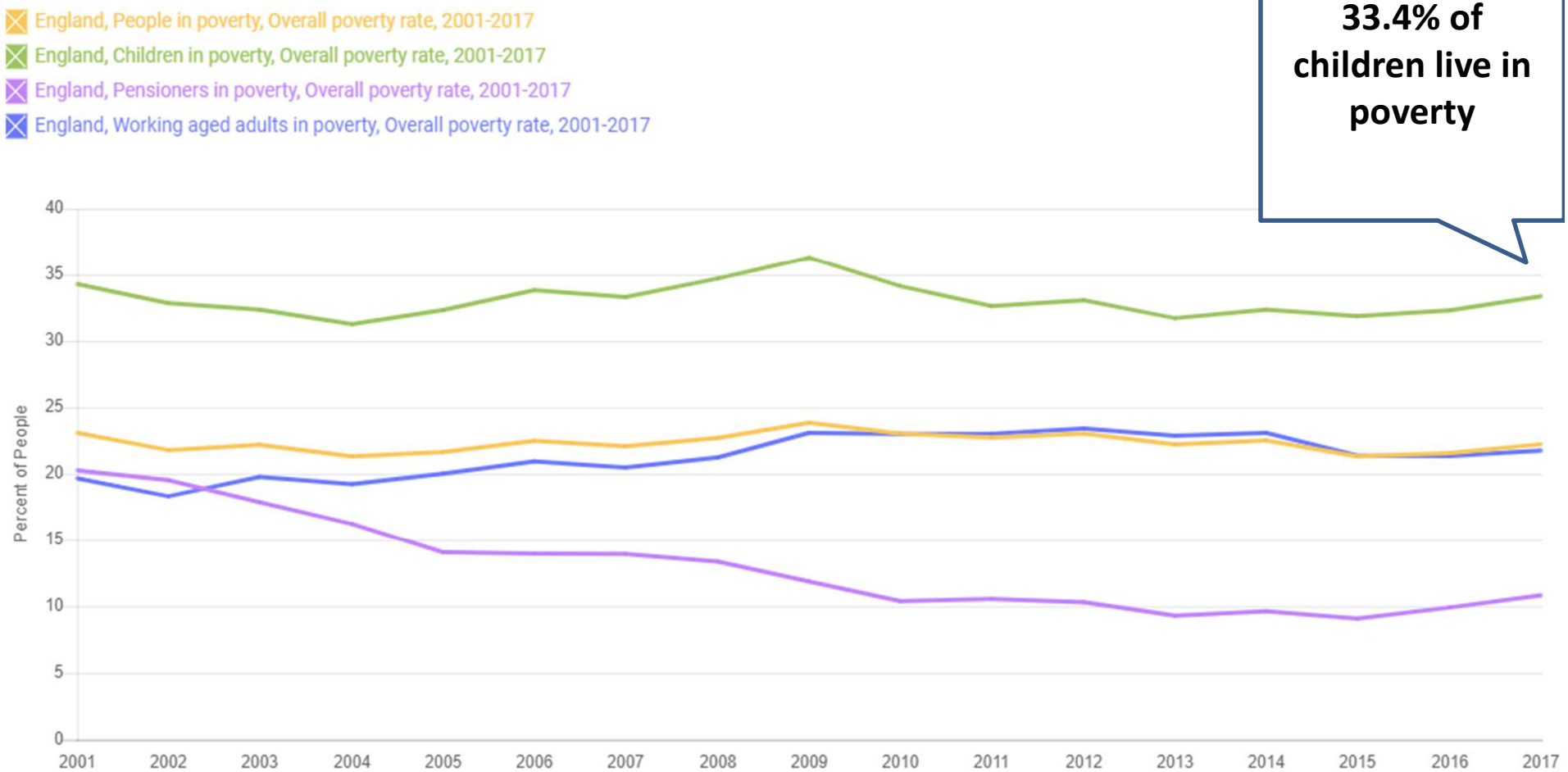

33.4% of children live in poverty

Source: Family Resources Survey and HBAI dataset (1998/1999-2016/17), Social Metrics Commission Analysis. www.socialmetricscommission.org.uk

Poverty Rates by Family Type (UK)

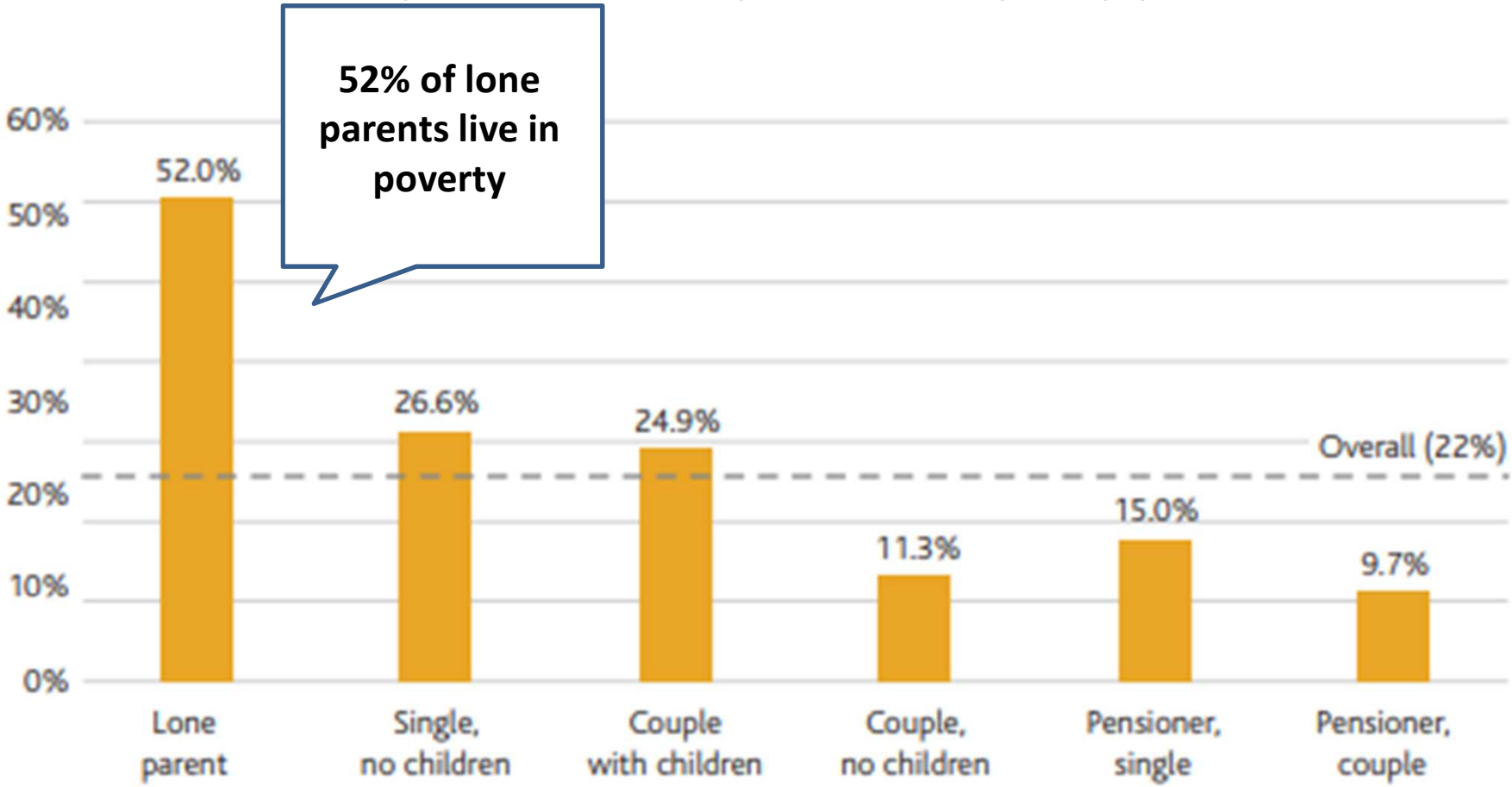

Governance and Pensions

Policy, Performance and Communication

Indices of Multiple Deprivation (IMD) 2019

Child Poverty

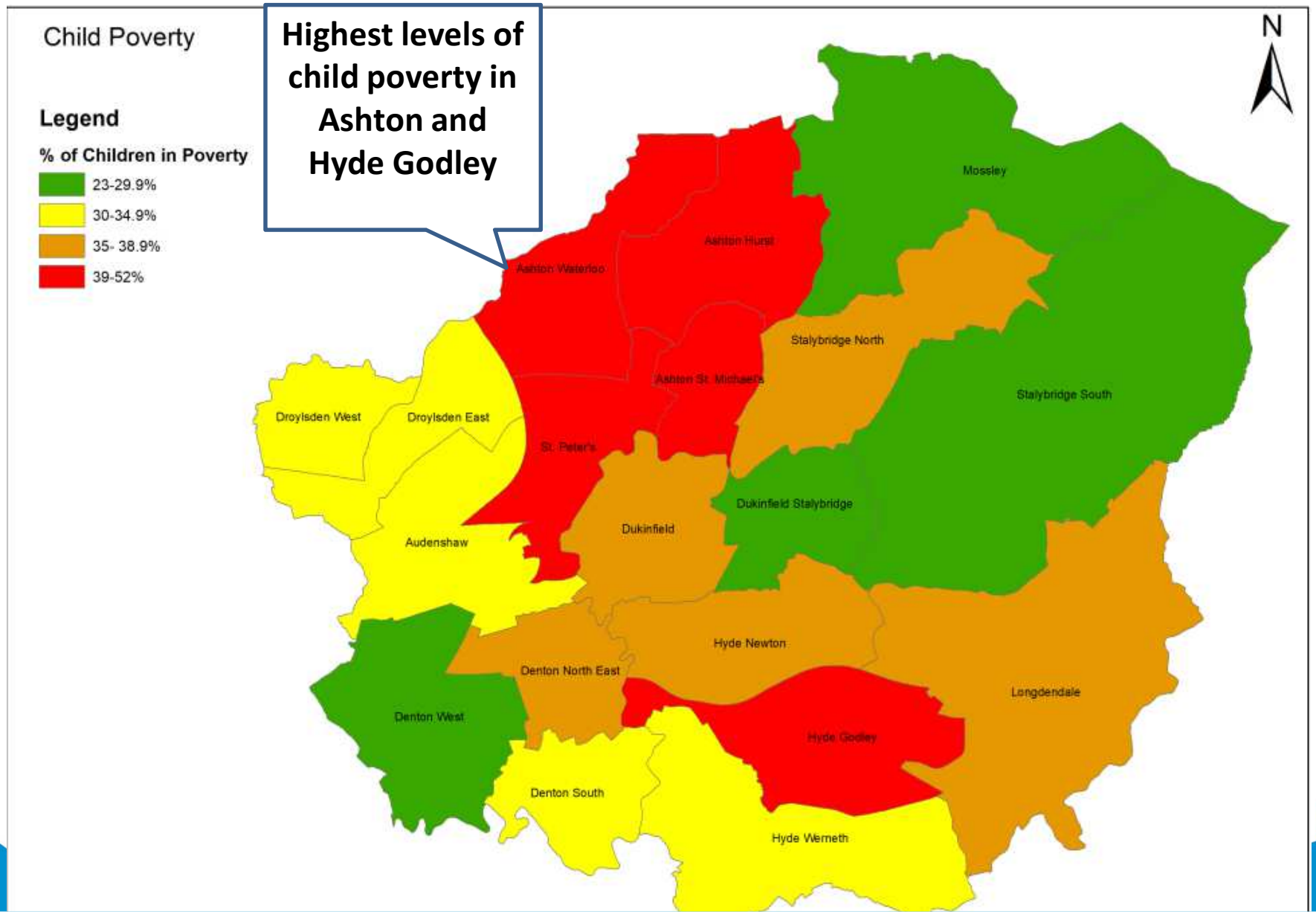

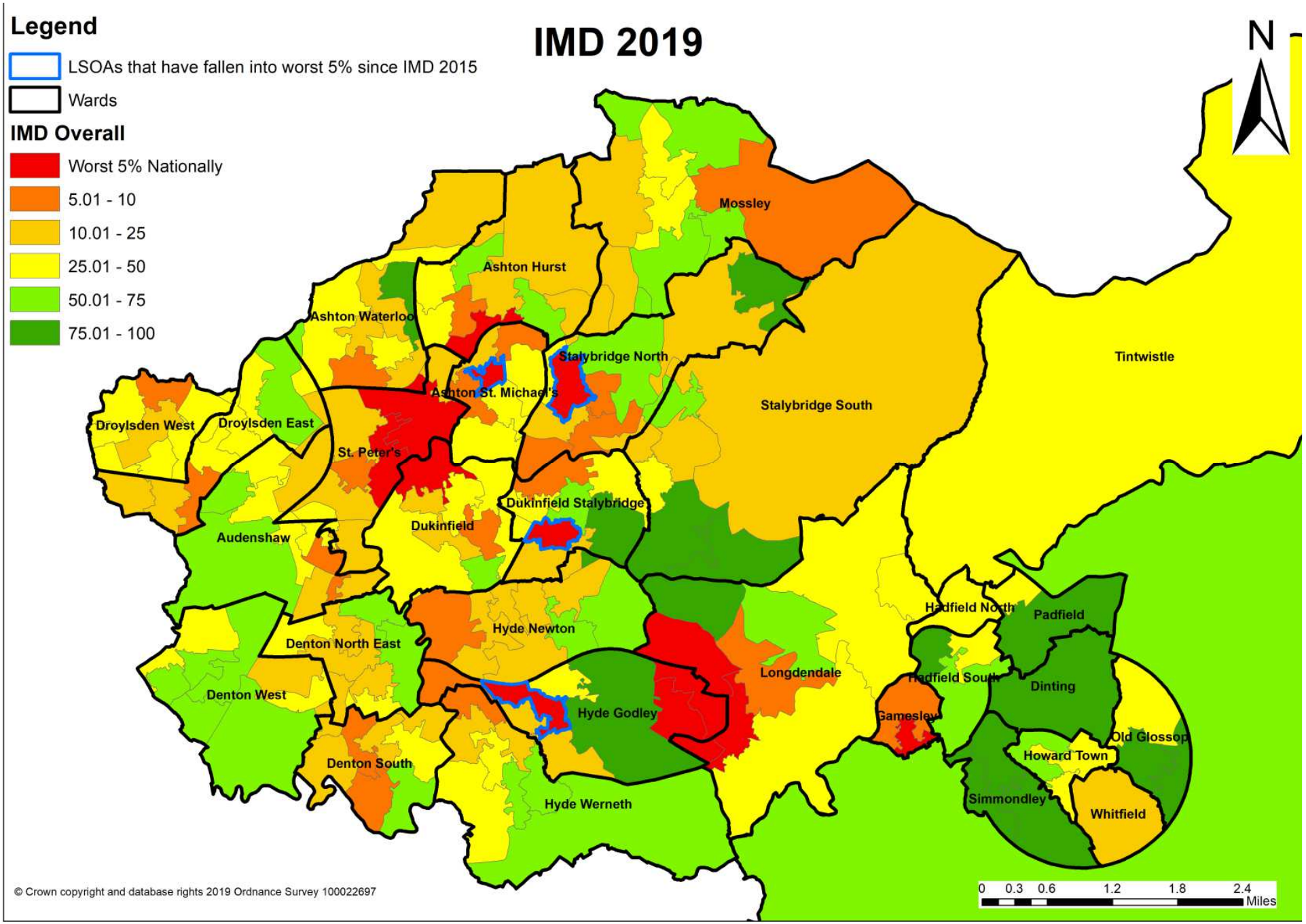
IMD 2019
Legend
LSOAs that have fallen into worst 5% since IMD 2015
Wards
IMD Overall
Worst 5% Nationally
5.01 - 10
10.01 - 25
25.01 - 50
50.01 - 75
75.01 - 100
N
Mossley
Ashton Hurst
Ashton Waterloo
Stalybridge North
Ashton St. Michael's
Stalybridge South
Tintwistle
Droylsden West
Droylsden East
St. Peter's
Dukinfield Stalybridge
Dukinfield
Audenshaw
Hyde Newton
Denton North East
Denton West
Longdendale
Hadfield North
Padfield
Hadfield South
Dinting
Gamesley
Hyde Godley
Old Glossop
Howard Town
Denton South
Hyde Werneth
Simmondley
Whitfield
© Crown copyright and database rights 2019 Ordnance Survey 100022697
0 0.3 0.6 1.2 1.8 2.4
Miles

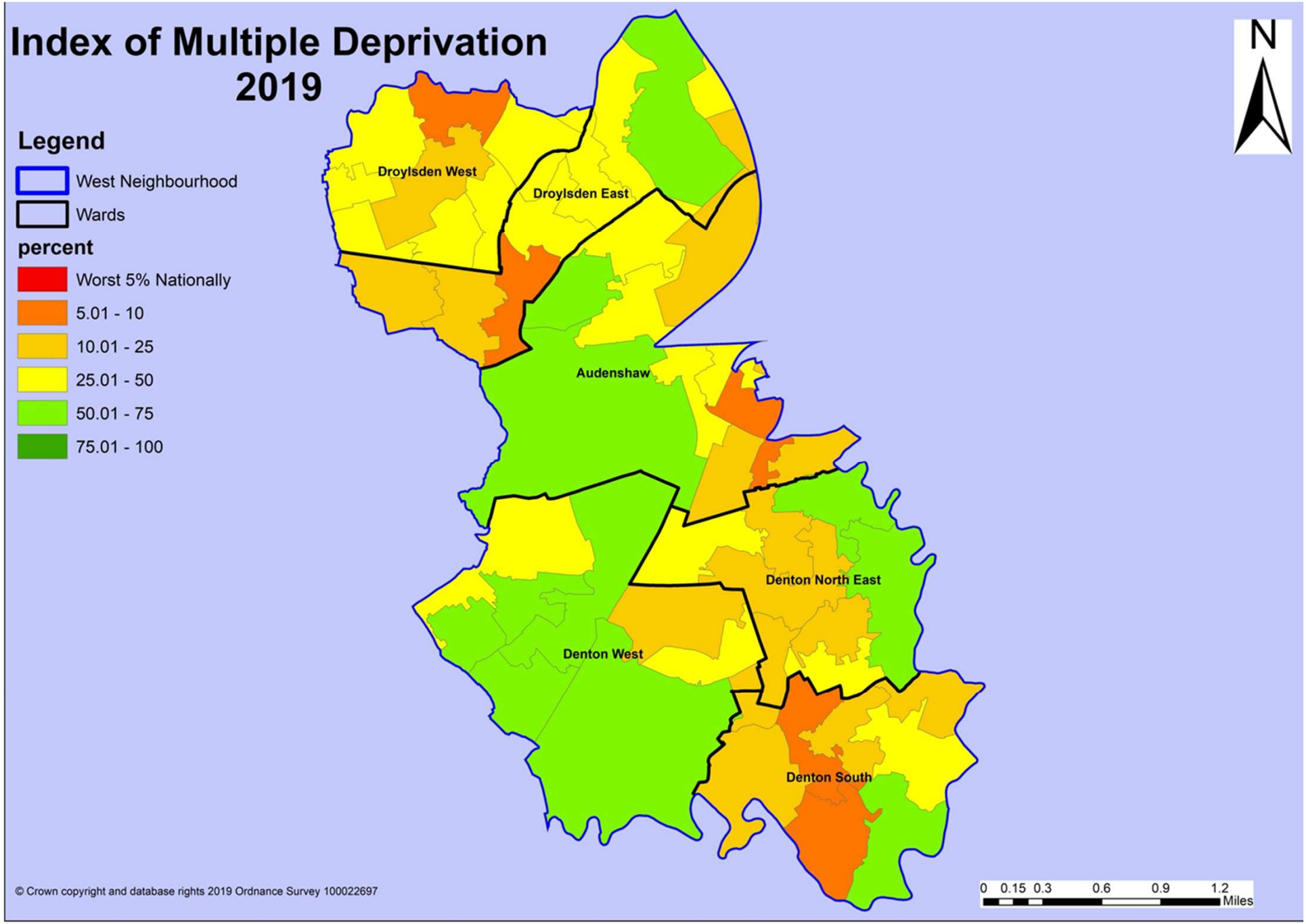
Index of Multiple Deprivation
2019
Legend
West Neighbourhood
Wards
percent
Worst 5% Nationally
5.01 - 10
10.01 - 25
25.01 - 50
50.01 - 75
75.01 - 100
Droylsden West
Droylsden East
Audenshaw
Denton North East
Denton West
Denton South
N
0 0.15 0.3 0.6 0.9 1.2
Miles
© Crown copyright and database rights 2019 Ordnance Survey 100022697

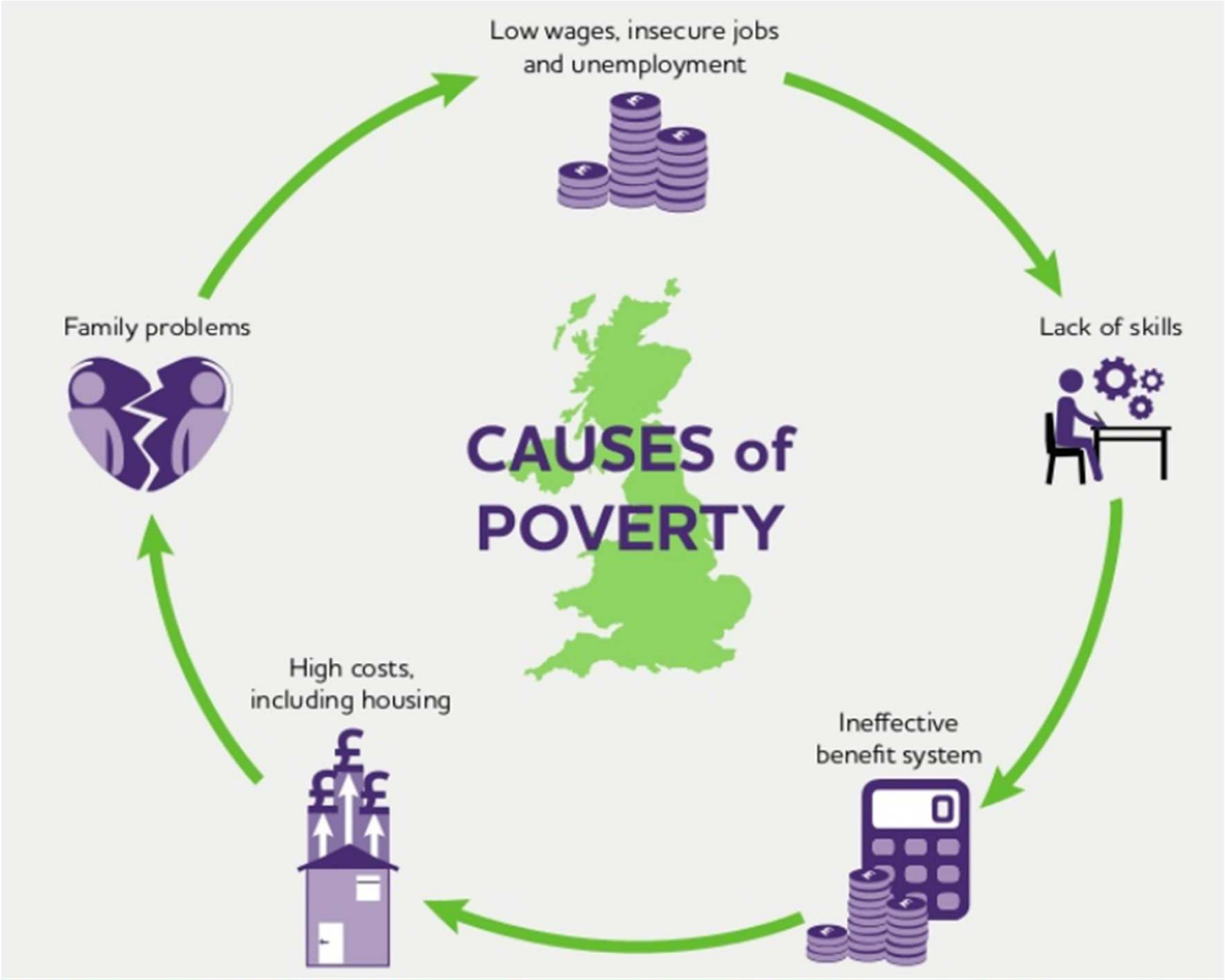
Low wages, insecure jobs and unemployment
Lack of skills
Ineffective benefit system
High costs, including housing
Family problems
CAUSES of POVERTY

Family Work Status

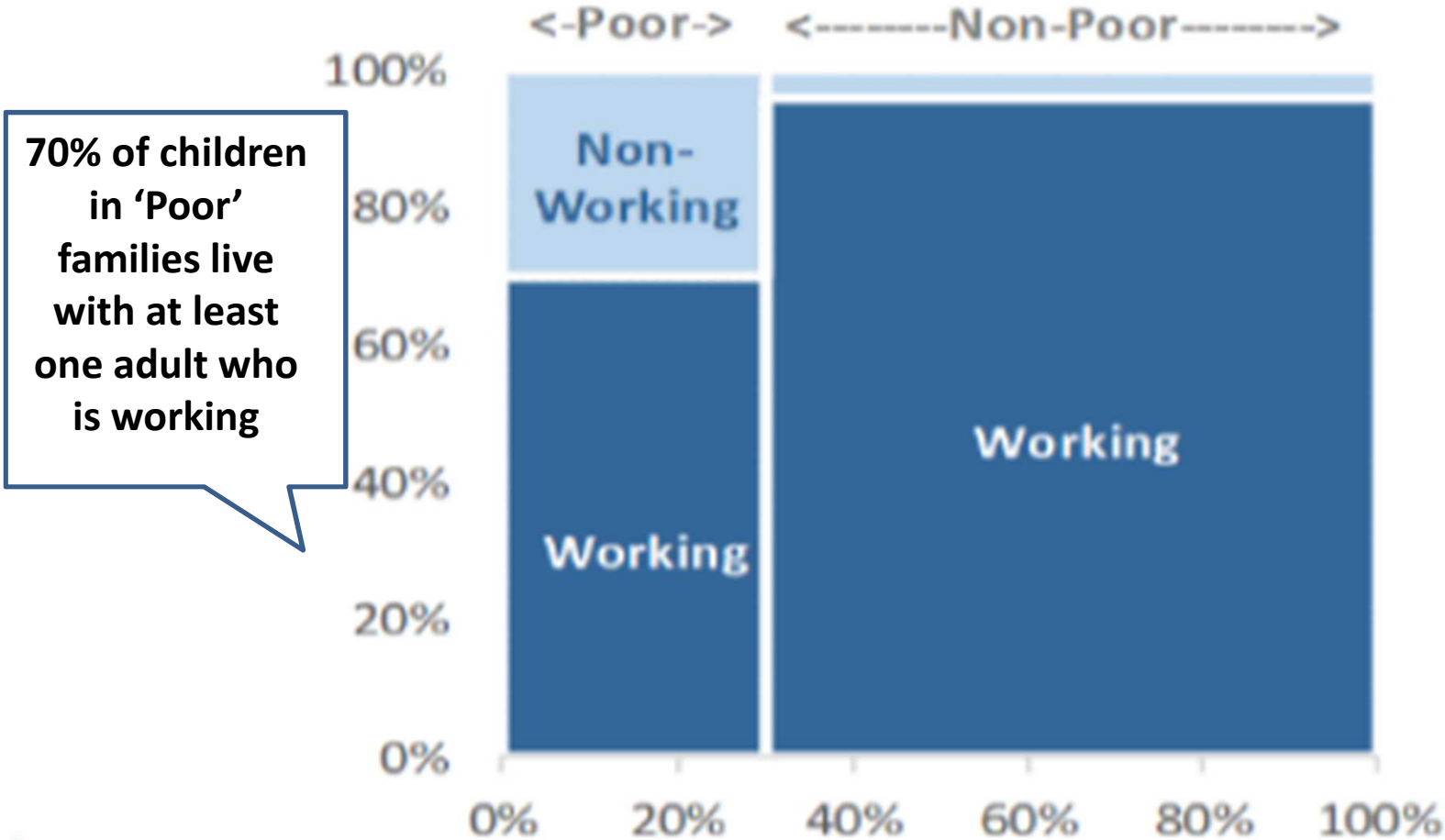

DEBT

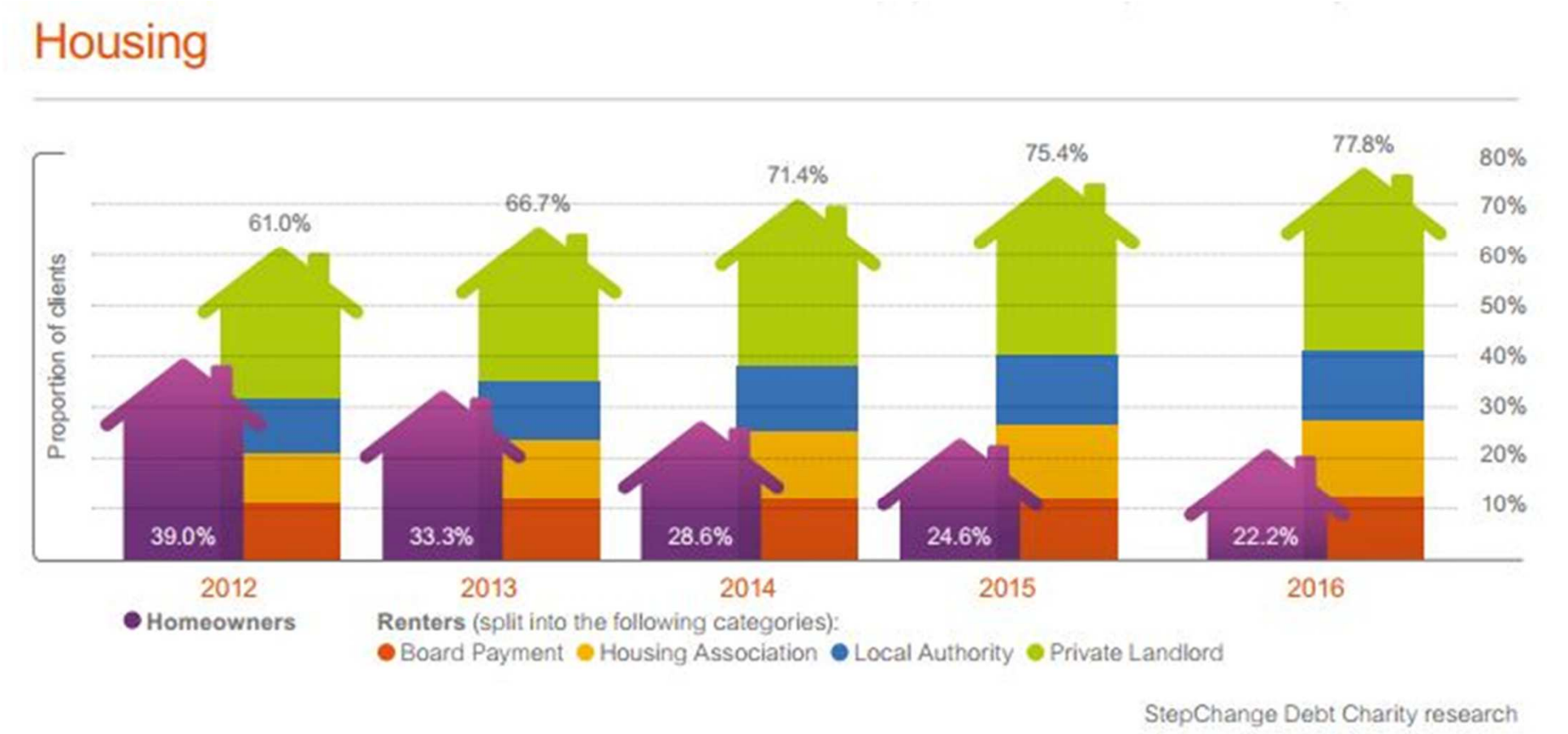
Housing
Proportion of clients
80%
70%
60%
50%
40%
30%
20%
10%
61.0%
66.7%
71.4%
75.4%
77.8%
39.0%
33.3%
28.6%
24.6%
22.2%
2012
2013
2014
2015
2016
Homeowners
Renters (split into the following categories):
Board Payment
Housing Association
Local Authority
Private Landlord
StepChange Debt Charity research

Poverty Prevention and Reduction

Partnership working. Staff and public engagement and co-design

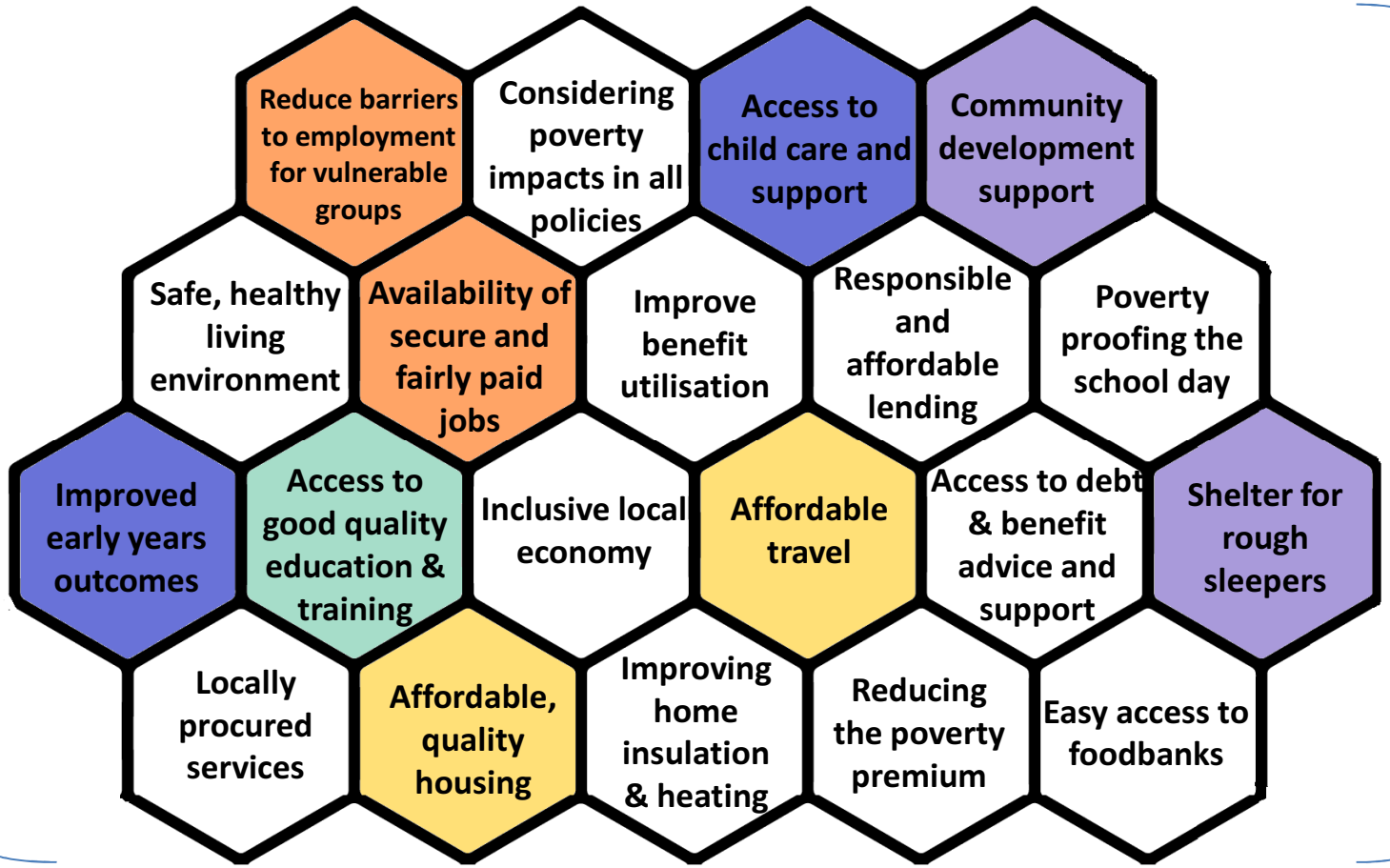

Governance, plus monitoring of key poverty metrics

Prevention → Mitigation → Crisis Response

Potential Levels of Intervention

PREVENT	Actions which can prevent families at risk from slipping into poverty (before it happens)
ENABLE	Actions which can help lift families out of the poverty they are already in
SUPPORT	Actions which can lessen the negative impact upon people of the poverty they are in
INCLUSIVE GROWTH	Reducing poverty through the creation of better jobs and better access to those jobs for those people in or at risk of poverty.
LOBBYING	Lobbying GM for resources to tackle the issues

Discussion

- How do you see the impact of poverty on Tameside and our residents?
- How do you think we could reduce poverty – and its impacts – in Tameside?

This page is intentionally left blank